


Self Contained Ice Machine up to 150 Kg



Features

- Produces individual Gourmet crystal clear supercubes
- Up to 150 kg (330,5 lbs) daily production
- Up to 70 kg (154 lbs) ice storage capacity
- Resistant stainless steel exterior
- Advanced diagnostics Computerized control
- Front panel in & out airflow (air-cooled model only) for built-in installation
- Front access condenser air filter, removable and washable (air cooled version only)
- Easily accessible front panel mount ON-OFF Switch
- Routine Maintenance visible alarm light on front panel
- Ergonomically designed ice storage access, with disappearing door
- Door-closing movement dampening system
- Vapor-based microbial control system pouch in ice-storage area
- PWD System for remote water drain (easy-fit installation)
- AgION antimicrobial agent embedded in moulded plastics parts
- CFC-free R-404A Refrigerant
- 3 years manufacturer warranty

Spray bar quick disconnect



Routine Maintenance Alarm



Front ON-OFF Switch

Noiseless bin door



Storage bin antibacterial pouch & holder



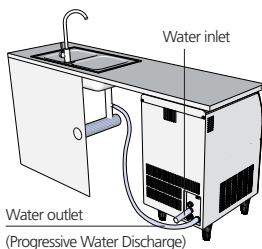
Proximity condenser air filter



Easy bin access



Hygienic scoop holder



Water outlet
(Progressive Water Discharge)



WATER DISCHARGE up to 15 mt away and 1.7 mt high with PWD

EC 226 Technologies



Model	Compressor	10°: 10°C			21°: 15°C			Dimensions (mm)	Dimensions (inches)
		[kg]	[lbs]	N°*	[kg]	[lbs]	N°*		
ECS 226 AS		145	319,5	319,5	135	297,5	16875	70 154 8750	[WxDxH mm] 1078x715x1008/1128
ECS 226 WS		TBA	TBA	TBA	TBA	TBA	TBA	70 154 8750	[WxDxH inches] 42"x28"x39"/44"
ECM 226 AS		145	319,5	319,5	135	297,5	6750	70 154 3500	
ECM 226 WS		150	330,5	330,5	140	308,5	7000	70 154 3500	
ECL 226 AS		134	295,5	295,5	125	275,5	3205	70 154 1795	
ECL 226 WS		150	330,5	330,5	140	308,5	3590	70 154 1795	

*Estimate number of small, medium or large size gourmet cubes.
Standard legs 122 mm high included.

Small Gourmet
8 g



Ø 21 x H 25 mm

Medium Gourmet
20 g



Ø 29 x H 34 mm

Large Gourmet
39 g



Ø 38 x H 41 mm

This product qualifies for the following listings:



3 Years Warranty

Subject to certain limitations and exclusions

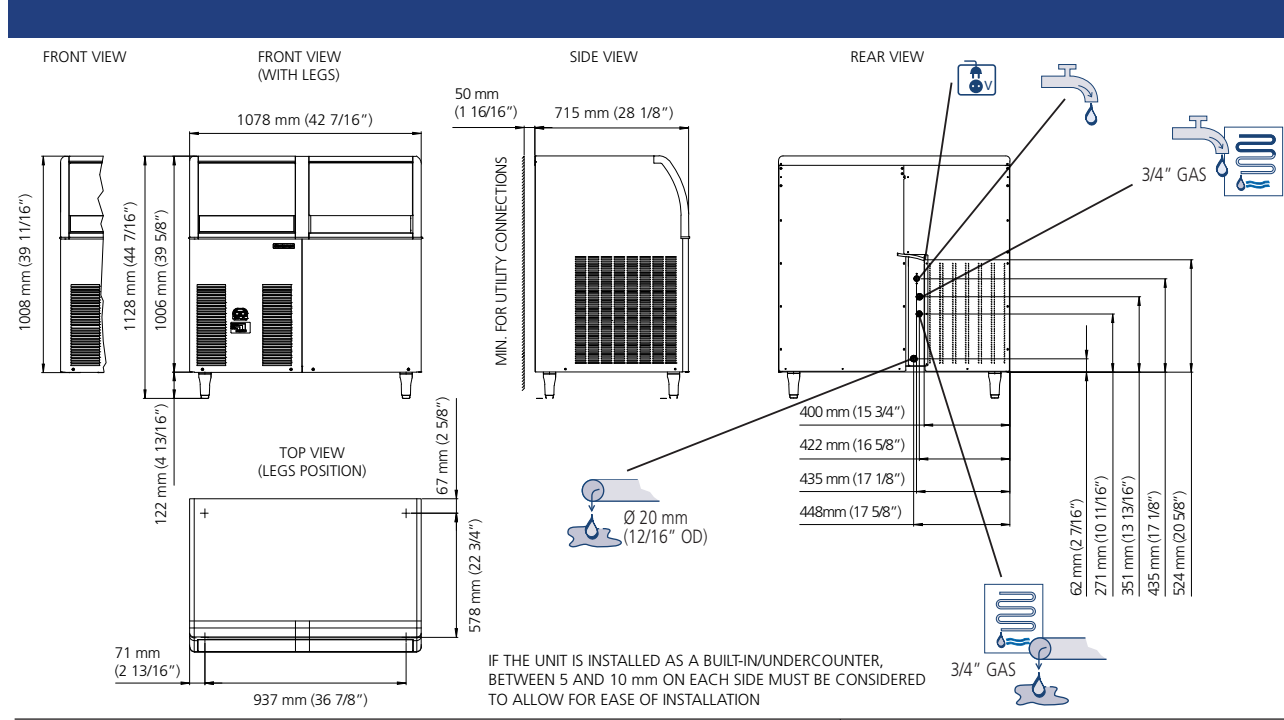
Certified ISO 9001:2000

www.scotsman-ice.it
www.scotsman-ice.com
www.scotsman-ice-on-tablet.com

Models and specifications are subject to change without notice.

Other models in this range:
 EC 46 - EC 56 - EC 86 - EC 106
 EC 126 - EC 176 - EC 206

Self Contained Ice Machine up to 150 Kg



EC 226 AIR COOLED

°C \ °F	°C				kg
	50°	60°	70°	90°	
10°	145	138	131	117	kg
50°	319.5	304	289	258	lbs
21°	142	135	128	114	kg
70°	313	297.5	282	251.5	lbs
32°	124	117	110	96	kg
90°	237.5	258	242.5	211.5	lbs
38°	113	106	99	85	kg
100	249	233.5	218	187.5	lbs



EC 226 WATER COOLED

°C \ °F	°C				kg
	50°	60°	70°	90°	
10°	150	143	136	122	kg
50°	330.5	315	300	269	lbs
21°	147	140	133	119	kg
70°	324	308.5	293	262.5	lbs
32°	144	137	130	116	kg
90°	317.5	302	286.5	256	lbs
38°	138	131	124	110	kg
100	304	289	273.5	242.5	lbs



Minimum	Maximum
10°C (50°F)	40°C (104°F)
5°C (41°F)	35°C (95°F)
-10%	+10%
1 BAR 14 psi	5 BAR 70 psi

Model	Cooling Type	Capacity [Btu/h]	Capacity [W]	Ice Output [kg]	Power [W]	FUSE	Energy [kWh]	Water [l/h]	Water [gal/h]	Weight [kg]	Weight [lbs]
ECS 226 AS	Air Cooled	9040	2650	1,5	1150	16	22,5	16,5	4,5	98	216
ECS 226 WS	Water Cooled	TBA	TBA	TBA	TBA	TBA	TBA	TBA	TBA	98	216
ECM 226 AS	Air Cooled	9040	2650	1,5	1150	16	22	14	3,5	98	216
ECM 226 WS	Water Cooled	9040	2650	1,5	800	16	14,8	139	36,5	98	216
ECL 226 AS	Air Cooled	9040	2650	1,5	1150	16	23,6	11	3	98	216
ECL 226 WS	Water Cooled	9040	2650	1,5	800	16	15	141,5	37,5	98	216